

MODEL


EMY6187Z




APPROVALS




 **ENGINEERING CODE**
171DA82


 **APPROVED REFRIGERANT**
R-134a

 **POWER SUPPLY**
220-240 V 50 Hz

 **STANDARD CONDITIONS**
ASHRAE

 **APPLICATION**
HBP

 **COOLING CAPACITY**
1035 W (HBP)

 **EFFICIENCY**
2.53 W/W (HBP)

 **MOTOR TYPE**
CSIR

 **STARTING TORQUE**
HST

DATA

General Data

Type	Hermetic reciprocating
Technology Type	On-Off
Displacement	9.87 cm ³
Compressor Cooling	Fan/NotControlled/220
Fan Air Flow	270 m ³ /h
Expansion Device	Capillary Tube or Expansion Valve
Horse Power	1/3 hp
Max Condensing Pressure Operating	13.92 bar
Max Condensing Pressure Peak	15.62 bar
Power Supply	220-240 V 50 Hz
Evaporating Temperature Range	-15 °C to 10 °C

Electrical Data

Motor type	CSIR
Starting Torque	HST
Start Winding Resistance	17.7 Ω at 25° C
Run Winding Resistance	7.85 Ω at 25° C

Mechanical Data

Maximum Recommended Refrigerant Charge	250 g
Oil Charge	200 ml
Oil Type Configuration	ESTER
Oil Type Viscosity	ISO22
Pressurization	Light vacuum
Weight	8.16 Kg
Free Internal Volume	1.5 L

Electrical Components

	Description
Start Capacitor	64-77 Uf/330 V
Starting Device	Relay MTRPH-0027-65*
Motor Protection	4TM319NFBYY-153

External Characteristics

Base Plate	European	
Tray Holder	No	
Height	171 mm	
Connector	Internal Diameter	Shape
Suction	6.1 mm	Slanted 42°/Copper
Discharge	6.1 mm	Straight/Copper
Process	6.1 mm	Slanted 46°/Copper

PERFORMANCE

Rated Points

Condensing Temperature	Evaporating Temperature	Cooling Capacity	Power Consumption	Current	Gas Flow Rate	Efficiency
54.40°C	7.20°C	1035 W	409 W	2.29 A	22.91 kg/h	2.53 W/W

Test Condition: ASHRAEHBP46, Fan/NotControlled/220, Return Gas 35°C, Evaporation 7.20°C, Condensing 54.40°C, Ambient 35°C, Liquid 46.1°C, Subcooling 8.3K. Data in accordance to EN

12900:2013 and AHRI 540:2015 polynomial equation and uncertainty guidance.

Performance Curve Data

Condensing Temperature 35°C

Evaporating Temperature °C	Cooling Capacity W	Power W	Current A	Gas Flow Rate kg/h	Efficiency W/W
-15	514	222	1.64	9.49	2.31
-10	649	245	1.71	12.02	2.64
-5	809	268	1.79	15.03	3.01
0	994	291	1.87	18.56	3.41
5	1206	314	1.95	22.64	3.84
10	1445	337	2.04	27.29	4.29

Test Condition: ASHRAEHBP46, Fan/NotControlled/220, Return Gas 35°C, Ambient 35°C, Subcooling 8.3K. Data in accordance to EN 12900:2013 and AHRI 540:2015 polynomial equation and uncertainty guidance.

Condensing Temperature 45°C

Evaporating Temperature °C	Cooling Capacity W	Power W	Current A	Gas Flow Rate kg/h	Efficiency W/W
-15	457	239	1.7	9.12	1.91
-10	577	268	1.79	11.55	2.15
-5	720	297	1.89	14.46	2.42
0	887	326	1.98	17.90	2.72
5	1078	357	2.09	21.88	3.02
10	1293	387	2.2	26.44	3.34

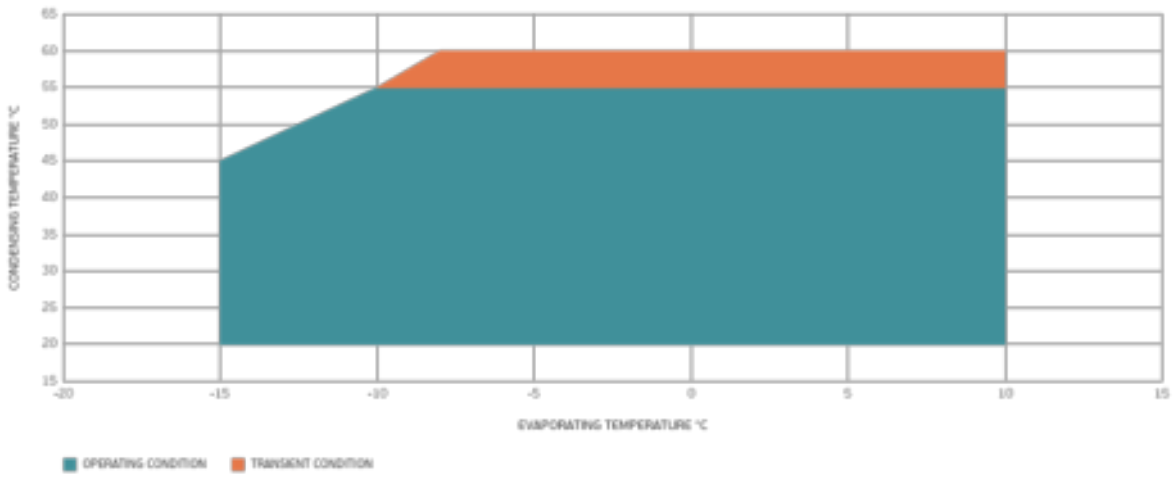
Test Condition: ASHRAEHBP46, Fan/NotControlled/220, Return Gas 35°C, Ambient 35°C, Subcooling 8.3K. Data in accordance to EN 12900:2013 and AHRI 540:2015 polynomial equation and uncertainty guidance.

Condensing Temperature 55°C

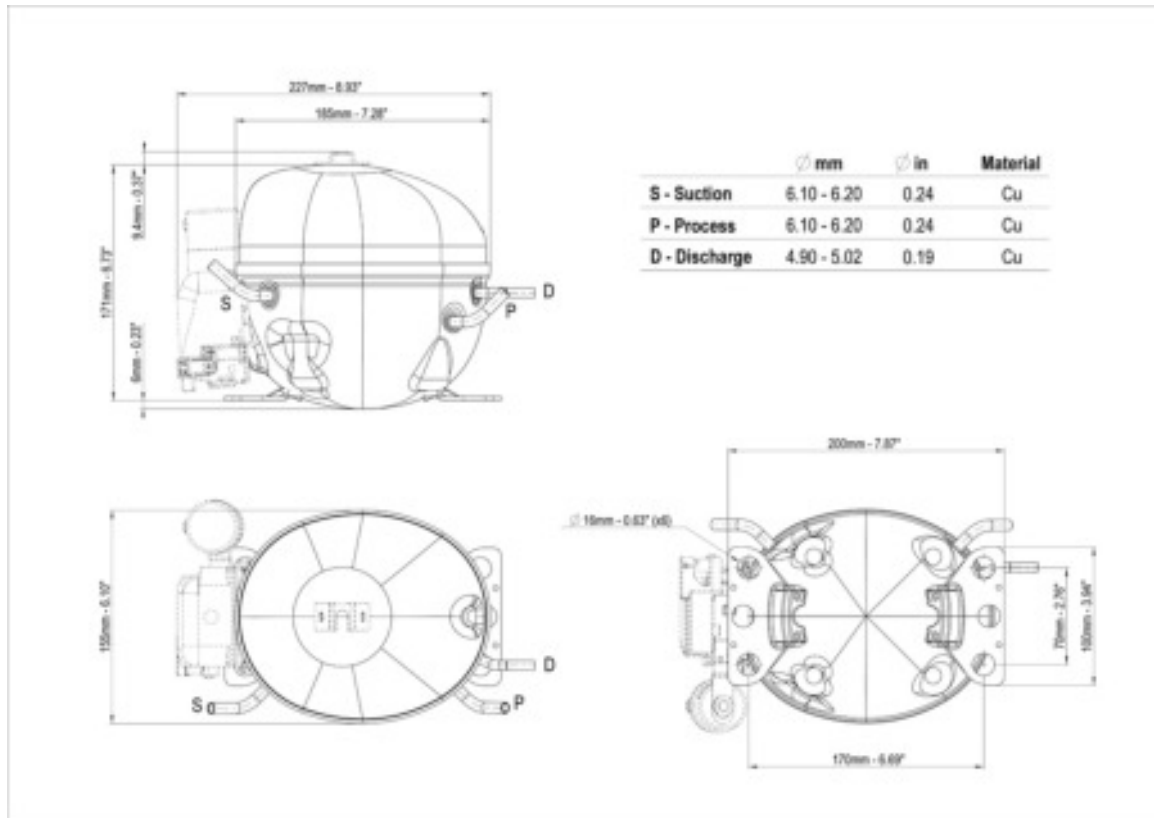
Evaporating Temperature °C	Cooling Capacity W	Power W	Current A	Gas Flow Rate kg/h	Efficiency W/W
-15	402	257	1.74	8.73	1.56
-10	505	290	1.85	11.03	1.74
-5	630	324	1.97	13.82	1.95
0	777	358	2.1	17.13	2.17
5	946	394	2.24	20.99	2.4
10	1138	431	2.39	25.43	2.64

Test Condition: ASHRAEHBP46, Fan/NotControlled/220, Return Gas 35°C, Ambient 35°C, Subcooling 8.3K. Data in accordance to EN 12900:2013 and AHRI 540:2015 polynomial equation and uncertainty guidance.

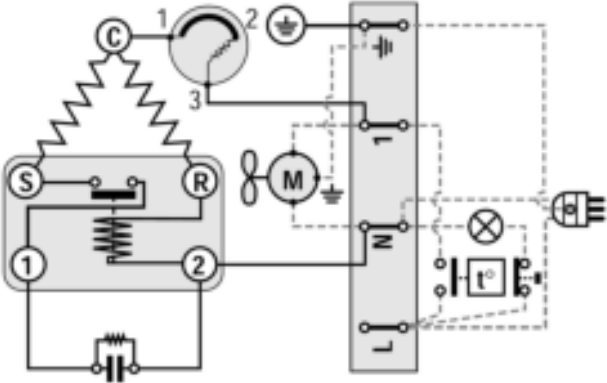
Operating Envelope



External Dimensions



Wiring Diagram



Assembly Instructions

